

# AT3

MANY TIRES  
PLENTY SOLUTIONS  
[www.atb.eu](http://www.atb.eu)

## DOUBLECOIN

TIRE DATA AND REFERENCE BOOK



# ATB

MANY TIRES PLENTY SOLUTIONS



Kerkstraat 90 - 9120 Vrasene - BELGIUM  
Tel. +32-3-755.09.45 - Fax +32-3-755.09.46  
sales@atb.eu [www.atb.eu](http://www.atb.eu)



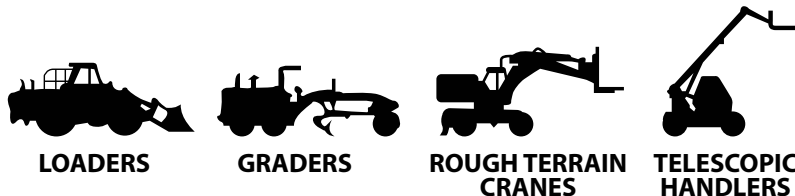
## REM-1

# DOUBLECOIN

## OFF-THE-ROAD TIRES

Designed to provide exceptional traction and long, even tread wear on loaders and graders.

- Extreme traction and a much bigger area of contact.
- Long tread pattern.
- Good performance.



LOADERS

GRADERS

ROUGH TERRAIN  
CRANES

TELESCOPIC  
HANDLERS

Tire Size	Load Symbol	Diameter (mm)	Section Width (mm)	Tread Depth (mm)	Rim Width (mm)	Speed	Single Max Load/ Pressure	Load Index
14.00R24	*TG	1360	370	30	8.00TG	40km/h	3650kg/375kpa	153

# ATB

MANY TIRES PLENTY SOLUTIONS



**Kerkstraat 90 - 9120 Vrasene - BELGIUM**  
**Tel. +32-3-755.09.45 - Fax +32-3-755.09.46**  
**sales@atb.eu** **www.atb.eu**



## DOUBLECOIN

### OFF-THE-ROAD TIRES

- Perfect proven performance on all-terrain for wheel loaders and articulated trucks
- Stable cross traction and flotation
- Good self-cleaning

### REM-2 (E3-L3)



LOADERS

GRADERS

Tire Size	Load Symbol	Diameter (mm)	Section Width (mm)	Tread Depth (mm)	Rim Width (mm)	Speed	Single Max Load/ Pressure	Load Index
17.5R25	*	1340	448	27	14.00/1.5	50km/h 10km/h	4125kg/3.5bar 7100kg/4.5bar	157 176
20.5R25	*	1480	527	31	17.00/2.0	50km/h 10km/h	5600kg/3.5bar 9500kg/4.5bar	168 186
23.5R25	*	1615	598	36	19.50/2.5	50km/h 10km/h	7100kg/3.5bar 12150kg/4.5bar	176 195
17.5R25	**	1340	448	27	14.00/1.5	50km/h 10km/h	5450kg/3.5bar 8500kg/4.5bar	167 182
20.5R25	**	1480	527	31	17.00/2.0	50km/h 10km/h	7300kg/4.5bar 11500kg/5.75bar	177 193
23.5R25	**	1615	598	36	19.50/2.5	50km/h 10km/h	9250kg/4.5bar 14500kg/5.75bar	185 201
26.5R25	**	1746	685	37.5	22.00/3.0	50km/h 10km/h	11500kg/4.5bar 18500kg/5.75bar	193 209

# ATB

MANY TIRES PLENTY SOLUTIONS



Kerkstraat 90 - 9120 Vrasene - BELGIUM  
Tel. +32-3-755.09.45 - Fax +32-3-755.09.46  
sales@atb.eu www.atb.eu



## REM-3

# DOUBLE COIN

## INDUSTRIAL TIRES

Special designed for Skid Steer Loaders. Saving costs and extreme performance due to the compound composition. Especially for skid steer operations.

- Excellent tread wear.
- Excellent performance.
- Good traction and handling.
- Comfortable ride.



SKID STEERS

Tire Size	Load Symbol	Diameter (mm)	Section Width (mm)	Tread Depth (mm)	Rim Width (mm)	Speed	Single Max Load/ Pressure	Load Index
10R16.5	128A5	773	264	18.5	8.25	35km/h	1800 kg	128
12R16.5	141A5	832	315	23	9.75	35km/h	2575 kg	141

# ATB

MANY TIRES PLENTY SOLUTIONS



**Kerkstraat 90 - 9120 Vrasene - BELGIUM**  
**Tel. +32-3-755.09.45 - Fax +32-3-755.09.46**  
**sales@atb.eu** **www.atb.eu**



## REM-6

# DOUBLECOIN

## INDUSTRIAL TIRES

Designed for heavy duty applications.  
 An excellent tire used on forklift trucks, terminal tractors and other industrial equipment.

- Flat tread pattern for maximum performance
- Exceptional tread wear
- Operations confidence
- Optimal stability



**FORKLIFTS**



**TERMINAL TRACTORS**



**AIRPORT GROUND SUPPORT EQUIPMENT**



**REACH STACKER**

Tire Size	Load Symbol	Diameter (mm)	Section Width (mm)	Tread Depth (mm)	Rim Width (mm)	Speed	Single Max Load/ Pressure	Load Index
5.00R8	111A5	468	137	24	3.00D	35km/h	1090kg/1000kpa	111
6.00R9	121A5	540	162	25	4.00E	35km/h	1450kg	121
6.50R10	128A5	584	177	27	5.0	35km/h	1800kg	128
7.00R12	136A5	670	190	28	5.00S	35km/h	2240kg	136
225/75R15	149A5	706	230	27	7.0	35km/h	3250kg	149
7.00R15	143A5	736	195	29	5.5	35km/h	2725kg	143
250/70R15	153A5	736	252	28	7.0	35km/h	3650kg	153
315/70R15	165A5	835	312	35	8.0	35km/h	5150kg	165
8.25R15	153A5	838	238	33	6.5	35km/h	3650kg/145psi (steer position) 4750kg/145psi (drive position)	153
10.00R20	166A5	1066	304	35	7.5	35km/h	5288kg	166
12.00R20	176A5	1136	320	40	8.5	35km/h	7100kg	176
12.00R24	178A5	1232	322	39	8.5	35km/h	7500kg	178
14.00R24	193A5	1422	381	63	10.00	35km/h	11200kg	193
18.00R25	207A5	1657	523	63	13.00	35km/h	17000kg	207

# ATB

MANY TIRES PLENTY SOLUTIONS



Kerkstraat 90 - 9120 Vrasene - BELGIUM  
 Tel. +32-3-755.09.45 - Fax +32-3-755.09.46  
 sales@atb.eu www.atb.eu

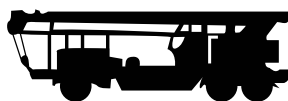


**REM-8**

## DOUBLECOIN

### HIGH SPEED MOBILE CRANE TIRES

Mobile crane tire, designed for on /off highway applications. Perfect traction in tough terrain and excellent performance on high-speed service. New generation tread design optimizes tread wear and minimizes fuel consumption.



CRANES



FIRE & RESCUE



TRANSPORT

Tire Size	Load Symbol	Diameter (mm)	Section Width (mm)	Tread Depth (mm)	Rim Width (mm)	Speed	Single Max Load/ Pressure	Load Index
14.00R24	***	1360	390	25	10.00W	70km/h	6340kg/10.00bar	170
14.00R25 (385/95R25)	***	1360	390	25	10.00/1.5	70km/h	6340kg/10.00bar	170
16.00R25 (445/95R25)	***	1493	432	26	11.25/2.0	70km/h	7400kg/6.9bar	177
20.5R25 (525/80R25)	**	1490	527	31	17.00/2.0	88.5km/h	7757kg/7.0bar 7763kg/7.0bar	179





MANY TIRES PLENTY SOLUTIONS




Kerkstraat 90 - 9120 Vrasene - BELGIUM  
Tel. +32-3-755.09.45 - Fax +32-3-755.09.46  
sales@atb.eu www.atb.eu



## OFF-THE-ROAD TIRES

Rigid dump truck tire with an aggressive deep tread pattern. Excellent traction for relatively poor conditions with better wear.

### REM-9 (E4)



RIGID DUMPERS

Tire Size	Load Symbol	Diameter (mm)	Section Width (mm)	Tread Depth (mm)	Rim Width (mm)	Speed	Single Max Load/ Pressure	Load Index
26.5R25	**	1778	685	69	22.00/3.0	50km/h	11475kg/5.3bar	209
29.5R25	**	1905	762	76	25.00/3.5	50km/h	13970kg/5.3bar	209
18.00R33	**	1865	498	53	13.00/2.5	50km/h	10900kg/6.5bar	191
24.00R35	**	2160	652	69	17.00/3.5	50km/h 10km/h	18500kg/6.5bar 30750kg/8.0bar	209 227
27.00R49	**	2696	726	75	19.50/4.0	50km/h	27250kg/6.5bar	223









MANY TIRES PLENTY SOLUTIONS



Kerkstraat 90 - 9120 Vrasene - BELGIUM  
 Tel. +32-3-755.09.45 - Fax +32-3-755.09.46  
 sales@atb.eu www.atb.eu

**COMPARISON CHART**



<b>SMALL RADIAL OTR</b>	<b>REM-1</b>		<ul style="list-style-type: none"> <li>-All purpose tread design</li> <li>-Wide footprint</li> </ul>
	<b>REM-2</b>		<ul style="list-style-type: none"> <li>-Enhanced self-cleaning design</li> <li>-Multi-function, non-directional tread design</li> <li>-Superior traction in sand, stone, mud and other surfaces</li> <li>-OEM Certified</li> </ul>
	<b>REM-10</b>		<ul style="list-style-type: none"> <li>-Multi-function, non-directional tread design</li> <li>-Superior traction in sand, stone, mud and other surfaces</li> <li>-Unique center block tread design</li> <li>-OEM Certified</li> </ul>
	<b>REM-12</b>		<ul style="list-style-type: none"> <li>-Unique non-directional tread design</li> <li>-Special compounds to withstand severe rock mining applications</li> <li>-Special cut/chip resistance compounds</li> </ul>
	<b>REM-19</b>		<ul style="list-style-type: none"> <li>-Non directional tread pattern with center rib</li> <li>-Wide footprint and center riding rib</li> <li>-Special cut/chip resistance compounds</li> </ul>
	<b>REM-28S</b>		<ul style="list-style-type: none"> <li>-Excellent traction for snow and ice conditions</li> <li>-For use on loaders and graders where enhanced winter performance is required</li> <li>-Wide footprint offers excellent floatation and smooth ride</li> <li>-*** Star product DOT certified for on-highway use</li> </ul>

Due to continuous research specifications to change without notice



# ATB








MANY TIRES PLENTY SOLUTIONS



Kerkstraat 90 - 9120 Vrasene - BELGIUM  
 Tel. +32-3-755.09.45 - Fax +32-3-755.09.46  
 sales@atb.eu www.atb.eu

## COMPARISON CHART



LARGE RADIAL OTR	REM-18		<ul style="list-style-type: none"> <li>-Wide footprint and center riding rib</li> <li>-Special cut/chip resistance compounds</li> <li>-Directional tread design</li> </ul>
	REM-9		<ul style="list-style-type: none"> <li>-Unique non-directional tread design</li> <li>-Special compounds to withstand severe rock mining applications</li> <li>-Special cut/chip resistance compounds</li> </ul>
RADIAL MOBILE CRANE	REM-8		<ul style="list-style-type: none"> <li>-High speed mobile crane tire</li> <li>-New generation tread pattern</li> <li>-DOT approved for on highway use</li> <li>-OEM Certified</li> </ul>
	REM-28S		<ul style="list-style-type: none"> <li>-Excellent traction for snow and ice conditions</li> <li>-For use on loaders and graders where enhanced winter performance is required</li> <li>-Wide footprint offers excellent floatation and smooth ride</li> <li>-*** Star product DOT certified for on-highway use</li> </ul>
SKID STEER	REM-3		<ul style="list-style-type: none"> <li>-Special design for maximum traction in skid loader applications</li> <li>-Increased tread life with optimum compounds</li> <li>-Enhanced handling &amp; ride with radial design</li> </ul>
RADIAL INDUSTRIAL & PORT	REM-6		<ul style="list-style-type: none"> <li>-Flat tread face</li> <li>-Optimum stability, reduced lateral movement</li> <li>-Special tread compounds fight rapid wear</li> </ul>
	REM-17		<ul style="list-style-type: none"> <li>-Flat, wide tread face provides optimum performance and wear</li> <li>-Exceptional stability with reduced lateral movement in a wide variety of applications including port applications</li> <li>-Special tread compounds fight rapid wear and scrub</li> </ul>

# ATB

MANY TIRES PLENTY SOLUTIONS



Kerkstraat 90 - 9120 Vrasene - BELGIUM  
 Tel. +32-3-755.09.45 - Fax +32-3-755.09.46  
 sales@atb.eu www.atb.eu



## DOUBLECOIN

### OFF-THE-ROAD TIRES

Multi-functional advanced design for both wheel loaders and articulated trucks. Superior traction on sand and mud as-well-as stone surface.

### REM-10 (E3-L3)



Tire Size	Load Symbol	Diameter (mm)	Section Width (mm)	Tread Depth (mm)	Rim Width (mm)	Speed	Single Max Load/ Pressure	Load Index
26.5R25	**	1746	680	40.5	22.00/3.0	50km/h 10km/h	11500kg/4.5bar 18500kg/5.75bar	193 209
29.5R25	**	1866	748	44	25.00/3.5	50km/h 10km/h	14000kg/4.5bar 22400kg/5.75bar	200 216



MANY TIRES PLENTY SOLUTIONS



Kerkstraat 90 - 9120 Vrasene - BELGIUM  
 Tel. +32-3-755.09.45 - Fax +32-3-755.09.46  
 sales@atb.eu www.atb.eu



## OFF-THE-ROAD TIRES

The rugged traction radial, designed to give maximum protection in severe operation. Cut-resistant compound brings longer tire life.

### REM-12 (L5)



LOADERS & DOZERS



TERMINAL TRACTORS

Tire Size	Load Symbol	Diameter (mm)	Section Width (mm)	Tread Depth (mm)	Rim Width (mm)	Speed	Single Max Load/ Pressure	Load Index
17.5R25	*	1400	470	65	14.00/1.5	10km/h 6km/h	7100kg/4.5bar 6600kg/4.5bar	176 174
26.5R25	*	1803	685	116	22.00/3.0	10km/h	14968kg/4.5bar	209
29.5R25	*	1905	787	126	25.00/3.5	10km/h	17962kg/4.5bar	216



# ATB

MANY TIRES PLENTY SOLUTIONS



Kerkstraat 90 - 9120 Vrasene - BELGIUM  
 Tel. +32-3-755.09.45 - Fax +32-3-755.09.46  
 sales@atb.eu www.atb.eu



**REM-17**

## DOUBLECOIN

### INDUSTRIAL & PORT TIRES

The radial design promotes optimum performance, wear and stability in industrial lug and port environments. This tire is engineered with special tread compounds to fight rapid wear and enhance traction in all port applications.

- Flat, wide tread face provides optimum performance and wear
- Exceptional stability with reduced lateral movement in a wide variety of applications including port applications
- Special tread compounds fight rapid wear and scrub



AIRPORT GROUND SUPPORT EQUIPMENT

TELESCOPIC HANDLERS

REACH STACKER

Tire Size	Load Symbol	Diameter (mm)	Section Width (mm)	Tread Depth (mm)	Rim Width (mm)	Speed	Single Max Load/Pressure	Load Index
16.00R25	200a5	1495	424	56	11.25	25km/h	14000	200

# ATB

MANY TIRES PLENTY SOLUTIONS



Kerkstraat 90 - 9120 Vrasene - BELGIUM  
Tel. +32-3-755.09.45 - Fax +32-3-755.09.46  
sales@atb.eu www.atb.eu



## REM-18 (L5)

# DOUBLECOIN

## OFF-THE-ROAD TIRES

Provide high quality of protection,  
traction and stability.  
Center Riding block for comfort  
and smooth ride.



LOADERS & DOZERS

GRADERS

Tire Size	Load Symbol	Diameter (mm)	Section Width (mm)	Tread Depth (mm)	Rim Width (mm)	Speed	Single Max Load/ Pressure	Load Index
35/65R33	*	2056	934	98	28.00/3.5	50km/h 10km/h	13600kg/3.5bar 23000kg/5bar	199 217



MANY TIRES PLENTY SOLUTIONS



Kerkstraat 90 - 9120 Vrasene - BELGIUM  
Tel. +32-3-755.09.45 - Fax +32-3-755.09.46  
sales@atb.eu www.atb.eu



## OFF-THE-ROAD TIRES

Designed with a wide footprint and center rib for stability.  
Directional tread design for additional traction in multiple applications.

### REM-19 (L5)



LOADERS & DOZERS

GRADERS

Tire Size	Load Symbol	Diameter (mm)	Section Width (mm)	Tread Depth (mm)	Rim Width (mm)	Speed	Single Max Load/ Pressure	Load Index
20.5R25	**	1530	536	72	17.00	10km/h	11500kg/5bar	
23.5R25	**	1662	612	78	19.50	10km/h	14500kg/5bar	
26.5R25	**	1803	685	116	22.00/3.0	10km/h	18500kg/5bar	209
29.5R25	**	1905	787	126	25.00/3.5	10km/h	22400kg/5bar	216



# AT3

MANY TIRES PLENTY SOLUTIONS



**Kerkstraat 90 - 9120 Vrasene - BELGIUM**  
**Tel. +32-3-755.09.45 - Fax +32-3-755.09.46**  
**sales@atb.eu** **www.atb.eu**



## REM-28S

# DOUBLECOIN

## OFF-THE-ROAD & MOBILE CRANE TIRES

Designed with a universal tread pattern for increased traction and performance in winter conditions.

- Excellent traction for snow and ice conditions.
- For use on loaders and graders where enhanced winter performance is required.
- Wide footprint offers excellent floatation and smooth ride.



LOADERS & DOZERS



GRADERS



CRANES

	Tire Size	Load Symbol	Diameter (mm)	Section Width (mm)	Tread Depth (mm)	Rim Width (mm)	Speed	Single Max Load/ Pressure
<b>OTR</b>	17.5R25	**	1340	455	27	14.00	50km/h 10km/h	5440kg/5.2bar 8500kg/6.5bar
	20.5R25	**	1484	540	31	17.00	50km/h 10km/h	7300kg/5.2bar 11500kg/6.5bar
	23.5R25	**	1617	600	36	19.50	50km/h 10km/h	9250kg/5.2bar 14500kg/6.5bar
<b>CRANE</b>	385/95R24		1360	396	25	10.00	70km/h	6300kg/10bar
	385/95R25		1360	396	25	10.00	70km/h	6300kg/10bar